

**Black Hills Colorado Electric, LLC**  
**February Event Total Cost**

Line No.	Description	2/13/2021	2/14/2021	2/15/2021	2/16/2021	2/17/2021
1	<b>Total Cost</b>					
2	Baseload- Long-term	\$ 42,600	\$ 42,600	\$ 42,600	\$ 42,600	\$ 42,600
3	Baseload- Monthly	17,885	17,885	17,885	17,885	17,885
4	Spot Market	6,125,480	6,125,480	6,125,480	6,125,480	-
5	Market Sale				(775,000)	
6	Total Cost	\$ 6,185,965	\$ 6,185,965	\$ 6,185,965	\$ 5,410,965	\$ 60,485
7						
8	<b>Volume</b>					
9	Baseload- Long-term	15,000	15,000	15,000	15,000	15,000
10	Baseload- Monthly	7,000	7,000	7,000	7,000	7,000
11	Spot Market	29,000	29,000	29,000	29,000	-
12	Market Sale				(5,000)	
13	Total	51,000	51,000	51,000	51,000	22,000

**Total**

                      
\$ 213,000  
89,425  
24,501,920  
(775,000)  
\$ 24,029,345

75,000  
35,000  
116,000

                      
226,000

**Black Hills Colorado Electric, LLC  
Extraordinary Cost Summary**

<b>Line No.</b>	<b>Description</b>	<b>Amount</b>
1	Total Spot Purchases as purchased	\$ 23,726,920
2	Total February 2021 Cost less GCA Revenues	\$ 28,703,340
3	Total February Cost less 3-Year Average	\$ 29,328,755
4	Total Spot Purchases Repriced less Sales	<b>\$ 23,188,089</b>

Black Hills Colorado Electric, LLC  
HCWP- February Event Gas Purchases

Line No.	Pipeline	Price	Pricing Index	Index Spread	Transaction Type	Daily Volume-DTh	Amount	Average of Feb 1-12 & Feb 18-28	Repriced Spot	Diff
							42,600			
							17,885			
							1,366,860	4.730	28,379	1,338,481
							2,288,100	4.730	47,298	2,240,802
							2,470,520	4.541	59,031	2,411,489
							6,185,965		134,708	5,990,772
							42,600			
							17,885			
							1,366,860	4.730	28,379	1,338,481
							2,288,100	4.730	47,298	2,240,802
							2,470,520	4.541	59,031	2,411,489
							6,185,965		134,708	5,990,772
							42,600			
							17,885			
							1,366,860	4.730	28,379	1,338,481
							2,288,100	4.730	47,298	2,240,802
							2,470,520	4.541	59,031	2,411,489
							6,185,965		134,708	5,990,772
							42,600			
							17,885			
							60,485			

**Black Hills Colorado Electric, LLC**  
**Extraordinary Cost- Scenario 2 & 3**


<b>Line No.</b>	<b>Description</b>	<b>Amount</b>
1	<b>Extraordinary Cost- Scenario 2</b>	
2	Total February 2021 Costs:	
3	Actual Generation Cost	\$ 4,199,892
4	Actual Purchase Power Cost	27,474,426
5	Actual Peak View Avoided Costs	583,876
6	Actual RESA Costs(Savings)	514,405
7	Cost of Energy Sales	1,036,862
8		
9	<b>Total February 2021 Costs</b>	\$ 33,809,460
10		
11	<b>February 2021 ECA Revenues</b>	\$ (5,106,120)
12		
13	<b>Monthly Deferred Change</b>	\$ 28,703,340
14		
15	<b>Extraordinary Cost- Scenario 3</b>	
16	Total February 2021 Costs	\$ 26,839,882
17		
18	2020	\$ 4,105,126
19	2019	4,649,058
20	2018	4,687,933
21	Historical Average	\$ 4,480,706
22		
23	3-year Average Incremental	\$ 29,328,755

**Black Hills Colorado Electric, LLC**


**Conf. WP- Index Prices**

**Line No.**


- 1
- 2
- 3
- 4
- 5
- 6
- 7
- 8
- 9
- 10
- 11
- 12
- 13
- 14
- 15
- 16
- 17
- 18
- 19
- 20
- 21
- 22
- 23
- 24
- 25
- 26
- 27
- 28
- 29
- 30
- 31



32  
33  
34  
35  
36  
37  
38  
39  
40  
41  
42  
43  
44  
45  
46  
47  
48  
49  
50  
51  
52  
53  
54  
55  
56  
57  
58  
59  
60  
61  
62  
63



64  
65  
66  
67  
68  
69  
70  
71  
72  
73  
74  
75  
76  
77  
78  
79  
80  
81  
82  
83  
84  
85  
86  
87  
88  
89  
90  
91  
92  
93  
94  
95  
96





97  
98  
99  
100  
101  
102  
103  
104  
105  
106  
107  
108  
109  
110  
111  
112  
113  
114  
115  
116  
117  
118  
119  
120  
121  
122  
123  
124  
125  
126  
127  
128

